

# Making Blowgun with Anesthesia

There is plenty street dog that is called half-wild dog, which is caused by some disease vector such as rabies for example. However it is usually too difficult and hard to catch them for rabies control by human work without equipment. In this case, blowgun with anesthesia is very useful to catch them.

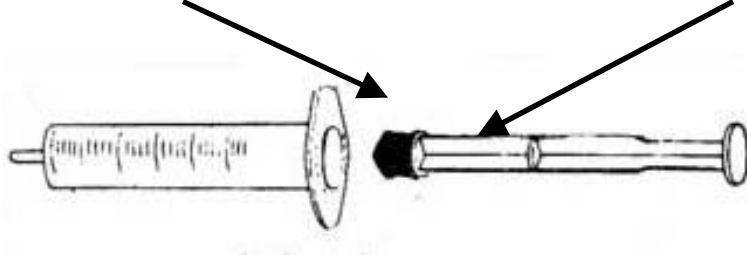
So I would like to introduce how to make blowgun with anesthesia.

## I. Main Body

1)


This part in common syringe is cut by cutter.

This rubber is separated from the pipe.



2). 2 rubber part is set up in the syringe.

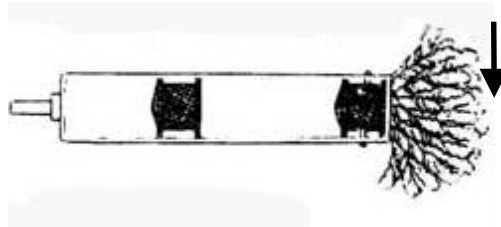
This stopper is used injection needle or wire.



3). Nippers cut Surpluses wire.

4). In last, this decorated by red wool.


This red wool is for balance and marker.  
So user can arrange it.



## II. Part of Needle


1). Main needle hole is stopped up by resin.

3). Small rubber is set up in the needle for hole cover.

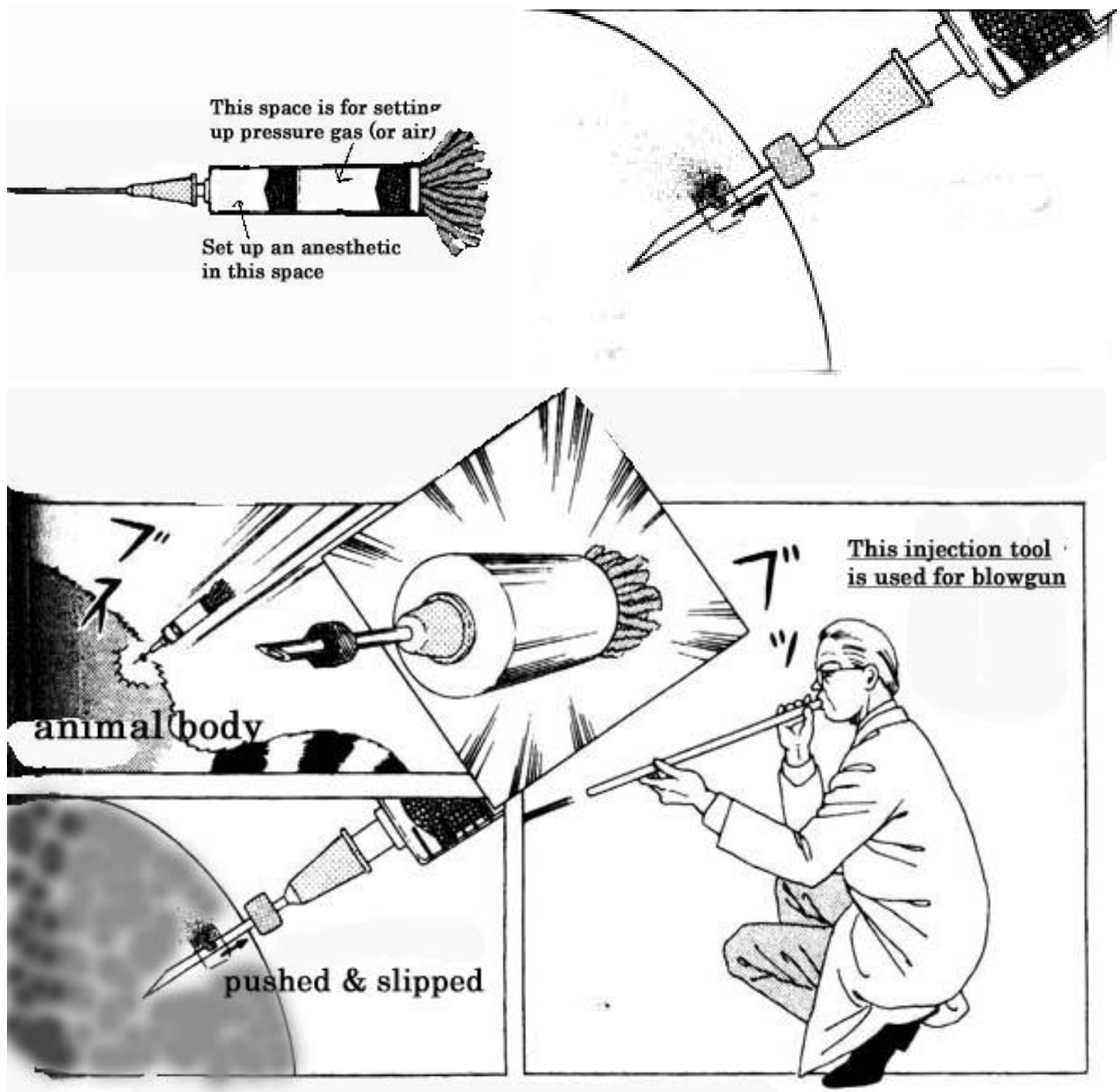


2). New hole is opened to plane by file.

That is all.



### III. How to use



#### RECOMMENDATION.

This equipment can be used for not only anesthesia but also vaccination such as Rabies control.

When you use this, you can set up vaccines instead of anesthetic.

Sniper should hide or be disappear from target animals. Because, In general, when they become aware of sniper, they must stare a sniper in the eyes due to avoiding sniping from their vital parts.

#### CAUTION!!

- 2 DO NOT SNIPE OTHER LIVESTOCK ANIMALS TARGET THAT HAVE PEACEFUL TAMED.
- 2 DO NOT SNIPE ESPECIALLY HUMAN!
- 2 HANDLE WITH CARE WHEN SET UP PURESSURE AIR & INJECTION.
- 2 KEEP THIS EQUIPMENT AWAY FROM CHILDREN.
- 2 THIS IS FOR VETERINARY USE ONLY.