




































# 設置届出書 書類内容

	1. 施主控	2	3	4	5
①設置届					
②概要書					
③7条検査依頼書					
④浄化槽認定書 ・承認図					
⑤案内図					
⑥建築平面図					
⑥配管経路図					

\* 窓口には5部提出。1の施主控は押印されて返ってきます。

\* 配管経路図は必ず浄化槽の位置・配管・放流先が明記されていること。

\* 建築平面図は設置届出書で記載した延床面積が算出できるよう、数値が入っていること。